


# 10 Timeless Sewing Patterns For Handmade Yule

As the days grow shorter and the nights grow colder, it's time to start thinking about the magic of Yule. This ancient winter solstice celebration is a time for family, friends, and handmade gifts. And what could be more special than giving the gift of something you've made yourself?



## Mandy's Magical Christmas: 10 Timeless Sewing Patterns for a Handmade Yule by Mandy Shaw

★★★★☆ 4.2 out of 5

Language : English  
File size : 30536 KB  
Text-to-Speech : Enabled  
Screen Reader : Supported  
Enhanced typesetting : Enabled  
Print length : 121 pages  
Lending : Enabled



If you're a sewer, then you're in luck! We've put together a collection of 10 timeless sewing patterns that will help you create beautiful and unique Yule decorations and gifts. From festive stockings to intricate tree ornaments, our patterns are sure to inspire you to create a truly magical holiday season.

### 1. Yule Stocking

No Yule celebration is complete without a festive stocking hung by the fireplace. Our Yule Stocking pattern is perfect for beginners and

experienced sewers alike. It features a classic stocking shape with a pointed toe and a loop for hanging. You can customize your stocking with any fabric or trim you like, making it a truly unique gift.



## 2. Tree Skirt

A tree skirt is a beautiful way to finish off your Christmas tree. Our Tree Skirt pattern is easy to make and can be customized to fit any size tree. It

features a gathered edge and a simple hem. You can use any fabric you like, but we recommend a festive print or a solid color that will complement your tree decorations.



### **3. Table Runner**

A table runner is a great way to add a touch of holiday cheer to your dining table. Our Table Runner pattern is simple to make and can be customized

to any length or width. It features a mitered corner and a simple hem. You can use any fabric you like, but we recommend a festive print or a solid color that will complement your table setting.



#### **4. Placemats**

Placemats are a great way to add a touch of style to your holiday table. Our Placemats pattern is easy to make and can be customized to any size or

shape. They feature a simple hem and can be made from any fabric you like. We recommend using a festive print or a solid color that will complement your table setting.



## 5. Napkins

Napkins are a great way to add a touch of elegance to your holiday table. Our Napkins pattern is easy to make and can be customized to any size or

shape. They feature a simple hem and can be made from any fabric you like. We recommend using a festive print or a solid color that will complement your table setting.



## 6. Tree Ornaments

Tree ornaments are a great way to add a personal touch to your Christmas tree. Our Tree Ornaments pattern includes instructions for making six

different ornaments, including a star, a heart, a bell, a snowflake, a snowman, and a reindeer. The ornaments are easy to make and can be customized with any fabric or trim you like. We recommend using a festive print or a solid color that will complement your tree decorations.



## 7. Gift Bags

Gift bags are a great way to package your handmade gifts. Our Gift Bags pattern includes instructions for making two different sizes of bags. The bags are easy to make and can be customized with any fabric or trim you like. We recommend using a festive print or a solid color that will complement your gifts.



## 8. Advent Calendar



An Advent calendar is a great way to count down the days until Christmas. Our Advent Calendar pattern includes instructions for making a 24-pocket calendar. The calendar is easy to make and can be customized with any fabric or trim you like. We recommend using a festive print or a solid color that will complement your holiday décor.



## 9. Yule Log

A Yule log is a traditional Yule decoration that is said to bring good luck to the household. Our Yule Log pattern includes instructions for making a realistic-looking log from fabric. The log is easy to make and can be customized with any fabric or trim you like. We recommend using a brown or green fabric for the log and a red or gold fabric for the flames.




## 10. Winter Wreath

A winter wreath is a beautiful way to welcome guests to your home during the holiday season. Our Winter Wreath pattern includes instructions for making a wreath from evergreen branches, pinecones, and berries. The wreath is easy to make and can be customized with any materials you like.

We recommend using a variety of evergreen branches, pinecones, and berries to create a unique and beautiful wreath.




We hope you enjoy our collection of 10 timeless sewing patterns for handmade Yule. These patterns are perfect for beginners and experienced sewers alike and can be customized to fit any style or budget. So get creative and start sewing today!



## Mandy's Magical Christmas: 10 Timeless Sewing Patterns for a Handmade Yule by Mandy Shaw


★★★★☆ 4.2 out of 5

Language : English  
File size : 30536 KB  
Text-to-Speech : Enabled  
Screen Reader : Supported  
Enhanced typesetting : Enabled  
Print length : 121 pages  
Lending : Enabled



## Bach Dialogue With Modernity: A Journey Through Time and Harmony

Prelude: Bach's Timeless Legacy Johann Sebastian Bach, the Baroque master, crafted music that continues to resonate across centuries. His...



## Asher Heroes At Heart Maryann Jordan: The Essential Guide to Inspiring True Leaders

Are you ready to unlock your leadership potential and make a lasting impact on the world? Asher Heroes At Heart by Maryann Jordan is the essential...

