


Alto And Tenor Sax Duets: The Ultimate Guide to Playing Duets for Alto and Tenor Saxophones

The alto and tenor saxophones are two of the most popular saxophones in the world. They are both versatile instruments that can be used in a wide variety of musical genres, from jazz to classical to rock. Playing duets for alto and tenor saxophones is a great way to improve your musical skills and have fun at the same time.

This guide will provide you with everything you need to know to get started playing alto and tenor sax duets. We will cover topics such as choosing the right duets, practicing effectively, and performing with confidence.



Alto and Tenor Sax Duets: Intermediate Saxophone

Duet Collection by Gavin Reid

★★★★★ 5 out of 5

Language : English

File size : 12952 KB

Print length : 24 pages

Screen Reader : Supported



Choosing the Right Duets

The first step to playing alto and tenor sax duets is to choose the right duets. There are many different duets available, so it is important to find ones that are appropriate for your skill level and musical interests.

If you are a beginner, it is best to start with duets that are relatively simple and easy to play. As you progress, you can gradually move on to more challenging duets.

When choosing duets, it is also important to consider the range of your instruments. Alto saxophones have a higher range than tenor saxophones, so it is important to choose duets that are written in a range that is comfortable for both instruments.

Practicing Effectively

Once you have chosen some duets, it is important to practice regularly. The more you practice, the better you will become at playing them.

When practicing, it is important to focus on the following:

- **Accuracy:** Make sure you are playing the notes correctly and in time.
- **Intonation:** Make sure the notes you are playing are in tune with each other.
- **Rhythm:** Make sure you are playing the notes in the correct rhythm.
- **Dynamics:** Make sure you are playing the notes with the correct volume and expression.

It is also important to practice playing with other musicians. This will help you to develop your listening skills and learn how to play in an ensemble setting.

Performing with Confidence

Once you have practiced enough, you will be ready to start performing alto and tenor sax duets with others. Performing can be a great way to share your music with others and have fun at the same time.

When performing, it is important to be confident and relaxed. The more confident you are, the better you will play.

Here are a few tips for performing with confidence:

- Practice regularly: The more you practice, the more confident you will be when performing.
- Know your music: Make sure you know the music you are playing inside and out.
- Perform for others: The more you perform, the more comfortable you will become with it.
- Have fun: Performing should be enjoyable, so make sure you are having fun while you are playing it.

Playing alto and tenor sax duets is a great way to improve your musical skills and have fun at the same time. By following the tips in this guide, you can learn how to choose the right duets, practice effectively, and perform with confidence.

So what are you waiting for? Get started today and start enjoying the wonderful world of alto and tenor sax duets.

Additional Resources

- Saxophone.org

- TenorMadness.com
- AltoSaxophone.com



Alto and Tenor Sax Duets: Intermediate Saxophone

Duet Collection by Gavin Reid


★★★★★ 5 out of 5

Language : English

File size : 12952 KB


Print length : 24 pages

Screen Reader : Supported



Bach Dialogue With Modernity: A Journey Through Time and Harmony

Prelude: Bach's Timeless Legacy Johann Sebastian Bach, the Baroque master, crafted music that continues to resonate across centuries. His...



Asher Heroes At Heart Maryann Jordan: The Essential Guide to Inspiring True Leaders

Are you ready to unlock your leadership potential and make a lasting impact on the world? Asher Heroes At Heart by Maryann Jordan is the essential...

