


# **Learn About The Bagpipes Its Components And Playing Techniques**

Step into the enchanting world of bagpipes, where tradition meets artistry. These captivating instruments have mesmerized audiences for centuries, their distinctive sound evoking both ancient heritage and modern innovation. In this comprehensive guide, we will unveil the secrets of the bagpipes, exploring their intricate components and delving into the diverse playing techniques that produce their captivating melodies.

## **Historical Origins and Cultural Significance**

### **Ancient Roots**



## How To Play Bagpipes: Learn About The Bagpipes, Its Components And Playing Techniques by William Bay

★★★★☆ 4.6 out of 5

Language : English  
File size : 2763 KB  
Text-to-Speech : Enabled  
Screen Reader : Supported  
Enhanced typesetting : Enabled  
Word Wise : Enabled

Print length : 20 pages  
Lending : Enabled



The origins of bagpipes can be traced back to ancient civilizations. Early forms of the instrument have been found in Mesopotamia, dating back to around 3000 BC. These early bagpipes consisted of a simple animal skin bag with one or two chanter pipes, and they were often used in religious ceremonies and rituals.

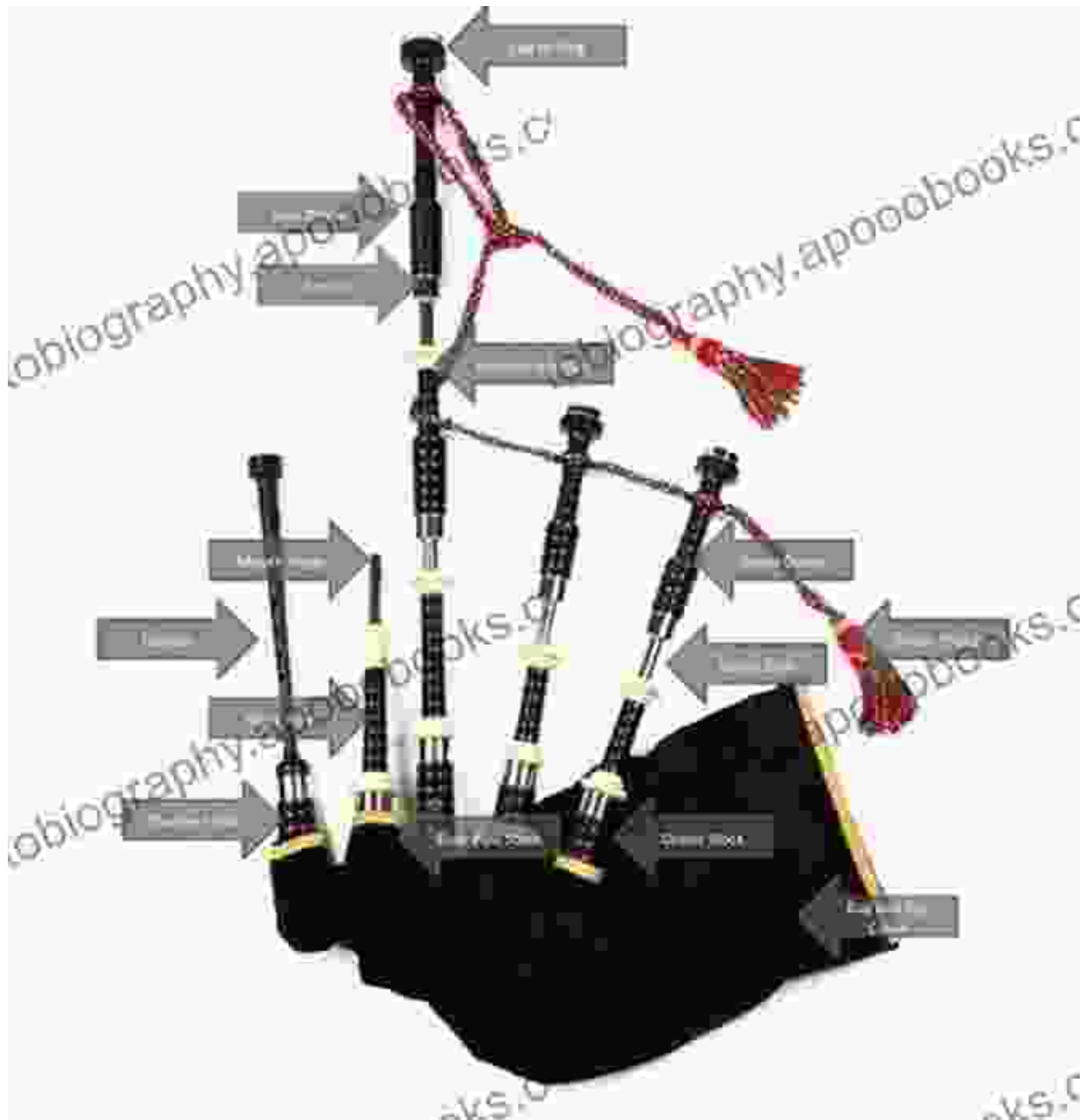
## **Spread and Evolution**

Over time, bagpipes spread throughout Europe and beyond, and different regions developed their own unique variations. The instrument gained particular popularity in Scotland, Ireland, and parts of Eastern Europe, where it became an integral part of traditional music and cultural identity.

## **Components of the Bagpipes**

Bagpipes are a complex instrument, and understanding their components is essential for appreciating their unique sound and playing techniques.

## **The Bag**



The bag is the heart of the bagpipes. It is typically made of animal skin, such as sheepskin or goatskin, and is airtight. The bag is inflated by the player's breath, and the air pressure inside the bag provides the power to sound the instrument.

### **The Chanter**



The chanter is the melody pipe of the bagpipes. It has a series of holes that the player covers with their fingers to create different notes. The chanter is usually made of wood or ivory, and its length and design vary depending on the type of bagpipes being played.

### **The Drones**



Drones are pipes that produce a continuous, sustained sound. They are usually longer than the chanter and do not have any finger holes. The drones provide a harmonic background to the melody and contribute to the distinctive sound of the bagpipes.

### **The Blowpipe**

The blowpipe is a small tube that the player uses to inflate the bag. It is usually made of wood or metal and has a one-way valve that prevents air from escaping the bag.

## **Playing Techniques**

Playing the bagpipes requires a combination of breath control, fingering, and coordination. Here are some of the basic techniques used by bagpipe players:


### **Blowing**



To blow the bagpipes, the player takes a deep breath and blows into the blowpipe. The air fills the bag and provides the pressure needed to sound

the instrument. The player must maintain a steady and controlled breath to keep the bag inflated.

## **Fingering**



The player uses their fingers to cover the holes on the chanter to create different notes. The fingering patterns vary depending on the type of bagpipes being played and the melody being performed.

## **Embouchure**


Embouchure refers to the way the player positions their lips on the blowpipe. The player's embouchure affects the sound and tone of the instrument. A good embouchure helps to produce a clear and resonant sound.

## **Gracing**



Gracing is a technique that involves adding short, ornamental notes to the melody. These notes can be played by quickly opening and closing one or more finger holes on the chanter.

The bagpipes are a captivating and versatile instrument that has played a significant role in music and culture around the world. Understanding the components and playing techniques of the bagpipes is essential for appreciating their unique sound and for learning to play this fascinating instrument. Whether you are a seasoned musician or a curious enthusiast, this guide will provide you with a deep dive into the enchanting world of bagpipes.




## How To Play Bagpipes: Learn About The Bagpipes, Its Components And Playing Techniques by William Bay

★★★★☆ 4.6 out of 5


Language : English  
File size : 2763 KB  
Text-to-Speech : Enabled  
Screen Reader : Supported  
Enhanced typesetting : Enabled  
Word Wise : Enabled  
Print length : 20 pages  
Lending : Enabled





## **Bach Dialogue With Modernity: A Journey Through Time and Harmony**

Prelude: Bach's Timeless Legacy Johann Sebastian Bach, the Baroque master, crafted music that continues to resonate across centuries. His...



## **Asher Heroes At Heart Maryann Jordan: The Essential Guide to Inspiring True Leaders**

Are you ready to unlock your leadership potential and make a lasting impact on the world? Asher Heroes At Heart by Maryann Jordan is the essential...