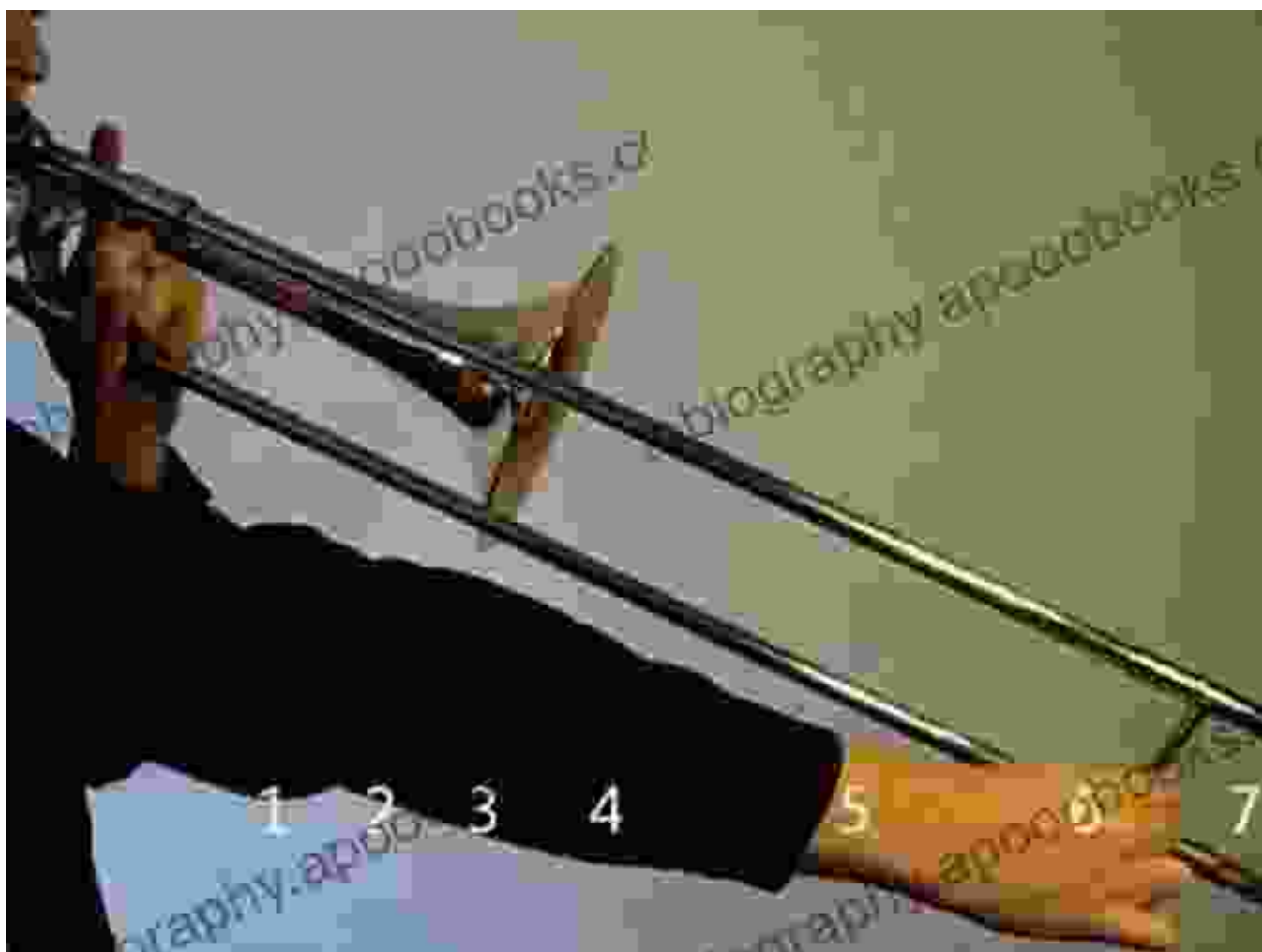


Method For Slide Trombone In Flat

Unlock the Secrets of the Slide Trombone in Flat: An In-Depth Guide to Advanced Techniques

Embark on a musical journey as we explore the captivating world of the slide trombone in flat. This in-depth guide will unveil advanced techniques, refine your articulation, and propel your performances to extraordinary heights.



Method for Slide Trombone in B-flat by Meredith Ochs

★★★★★ 5 out of 5

Language : English

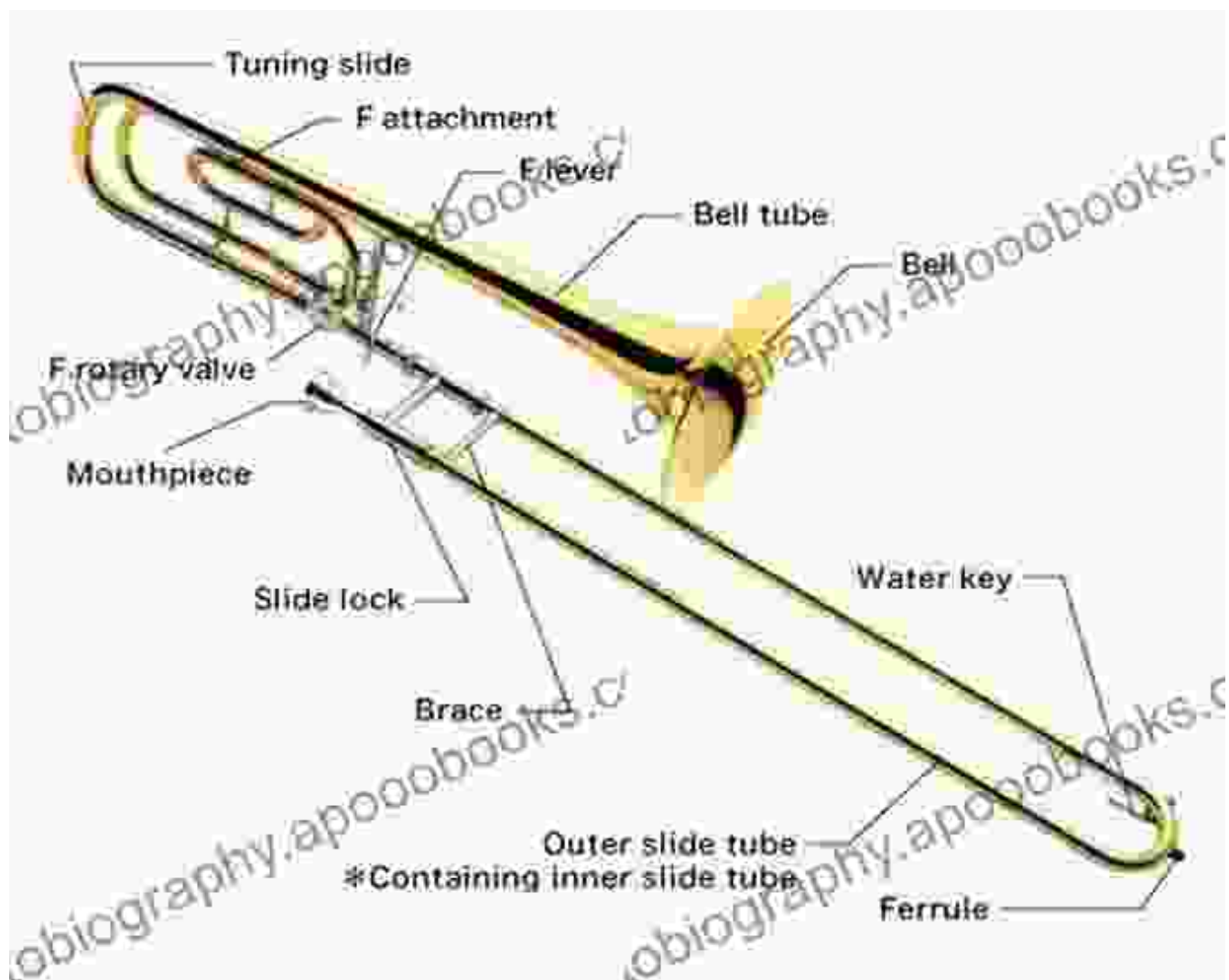


File size : 36623 KB
Screen Reader : Supported
Print length : 309 pages
Lending : Enabled
Paperback : 30 pages
Item Weight : 3.36 ounces
Dimensions : 8.5 x 0.07 x 11 inches



Laying the Foundation: Understanding the Instrument

The slide trombone in flat, also known as the bass trombone, is a captivating instrument that extends the tonal range of the trombone family. With its distinctive low, resonant sound, it plays a pivotal role in ensembles such as marching bands, orchestras, and jazz bands.



Compared to its tenor and alto counterparts, the slide trombone in flat possesses a larger bore, a longer slide, and a flatter pitch. This unique combination contributes to its distinctive dark, mellow tone.

Embracing the Slide: Mastering Advanced Techniques

The slide, the defining characteristic of the trombone, offers a world of expressive possibilities. To elevate your playing, master the following advanced techniques:

Vibrato

Infuse your lines with depth and expression by adding subtle vibrato. Achieve this by oscillating your slide back and forth while maintaining a steady airflow.

Slurs

Connect notes seamlessly with smooth slurs. Use the slide to glide between notes, creating a legato effect.

Trills

Excite your audience with rapid trills. Quickly alternate between two neighboring notes, using the slide to execute the trill with precision.

Glissandos

Create dramatic musical effects with glissandos. Slide your trombone smoothly from one pitch to another, adding a touch of drama or whimsy to your performances.



Articulation Mastery: Enhancing Expression

Articulation plays a crucial role in shaping the character of your playing. Refine your articulation with these techniques:

Legato


Connect notes seamlessly, creating a smooth, uninterrupted flow. Maintain a constant airflow while transitioning between notes, using the slide to ensure a cohesive sound.

Staccato

Contrast legato with staccato articulation, where notes are played with short, detached attacks. Use precise slide movements to produce clear, crisp notes.

Marcato

Create emphasis and accentuate notes with marcato articulation. Play notes with a strong, deliberate attack, using the slide to articulate the beginning of each note clearly.



Musicianship and Performance: Elevating Your Craft

Beyond technical proficiency, developing musicianship and performance skills is essential for captivating audiences. Embrace these principles:

Understanding Musical Context

Immerse yourself in the music you play. Analyze the score, paying attention to dynamics, phrasing, and the interplay between different instruments.

Developing a Personal Interpretation

Bring your own unique voice to the music. Experiment with different articulations, dynamics, and phrasing to create an interpretation that expresses your musicality.

Engaging with Your Audience

Connect with your audience through your performances. Establish eye contact, convey emotions through your playing, and create a memorable experience.



: Embracing the Journey

Mastering the slide trombone in flat is a continuous journey of exploration and refinement. With dedication, practice, and a passion for music, you will unlock the instrument's boundless potential.

Let this guide serve as your compass, leading you towards advanced techniques, impeccable articulation, and the fulfillment of your musical aspirations. Embrace the challenge and embark on a transformative musical adventure.



Method for Slide Trombone in B-flat by Meredith Ochs

★★★★★ 5 out of 5

Language : English

File size : 36623 KB

Screen Reader : Supported

Print length : 309 pages

Lending : Enabled


Paperback : 30 pages

Item Weight : 3.36 ounces

Dimensions : 8.5 x 0.07 x 11 inches


FREE

DOWNLOAD E-BOOK



Bach Dialogue With Modernity: A Journey Through Time and Harmony

Prelude: Bach's Timeless Legacy Johann Sebastian Bach, the Baroque master, crafted music that continues to resonate across centuries. His...



Asher Heroes At Heart Maryann Jordan: The Essential Guide to Inspiring True Leaders

Are you ready to unlock your leadership potential and make a lasting impact on the world? Asher Heroes At Heart by Maryann Jordan is the essential...

