


The Ultimate Guide to Guitar Chords for Left-Handed Children

Learning guitar as a left-handed child can be challenging, but it's definitely possible with the right resources. This comprehensive guide will teach you everything you need to know about guitar chords for left-handed children, from the basics to more advanced techniques.



Left-Handed Children's Guitar Chord Book by William Bay

★★★★☆ 4.5 out of 5

Language : English

File size : 4546 KB

Print length: 34 pages

Lending : Enabled



Getting Started

Before you can start learning guitar chords, you need to make sure you have the right guitar. If you're right-handed, you can use a regular guitar. However, if you're left-handed, you'll need to Free Download a left-handed guitar.

Once you have the right guitar, you can start learning how to hold it and strum the strings. There are a few different ways to hold a guitar left-handed, so experiment with different positions until you find one that feels comfortable.

Basic Chords

The first chords you should learn are the basic open chords. These chords are easy to play and they sound great together. The most common open chords are:

- C major
- G major
- D major
- E minor
- A minor

To play these chords, you simply place your fingers on the strings as shown in the diagrams below. Make sure to press down on the strings with your fingertips and not your fingernails.

<p>A MAJOR</p> <p>0 0 X</p>	<p>A MINOR</p> <p>0 0 X</p>	<p>B MAJOR</p> <p>X</p>	<p>B MINOR</p> <p>X</p>
<p>C MAJOR</p> <p>0 X</p>	<p>C MINOR</p> <p>X 0 X</p>	<p>D MAJOR</p> <p>0 X X</p>	<p>D MINOR</p> <p>0 X X</p>
<p>E MAJOR</p> <p>0 0 0</p>	<p>E MINOR</p> <p>0 0 0</p>	<p>F MAJOR</p> <p>0 X X</p>	<p>F MINOR</p> <p>0 X X</p>
<p>G MAJOR</p> <p>0 0 0</p>	<p>G MINOR</p> <p>0 0 0</p>	<p>LEFTY FRETZ </p> <p>LEFT HANDED GUITAR RESOURCE</p> <p>HUNGRY FOR MORE?</p> <p>Learn Over 300 Extra Left Handed Chords at</p> <p>www.LeftyFretz.com</p>	

<p>A MAJOR</p> <p>0 0 X</p>	<p>A MINOR</p> <p>0 0 X</p>	<p>B MAJOR</p> <p>0 0 X</p>	<p>B MINOR</p> <p>0 0 X</p>
<p>C MAJOR</p> <p>0 0 X</p>	<p>C MINOR</p> <p>X 0 X</p>	<p>D MAJOR</p> <p>0 X X</p>	<p>D MINOR</p> <p>0 X X</p>
<p>E MAJOR</p> <p>0 0 0</p>	<p>E MINOR</p> <p>0 0 0</p>	<p>F MAJOR</p> <p>0 X X</p>	<p>F MINOR</p> <p>0 X X</p>
<p>G MAJOR</p> <p>0 0 0</p>	<p>G MINOR</p> <p>0 0 0</p>	<p>LEFTY FRETZ </p> <p>LEFT HANDED GUITAR RESOURCE</p> <p>HUNGRY FOR MORE?</p> <p>Learn Over 300 Extra Left Handed Chords at</p> <p>www.LeftyFretz.com</p>	

<p>A MAJOR</p> <p>0 0 X</p>	<p>A MINOR</p> <p>0 0 X</p>	<p>B MAJOR</p> <p>X</p>	<p>B MINOR</p> <p>X</p>
<p>C MAJOR</p> <p>0 X</p>	<p>C MINOR</p> <p>X 0 X</p>	<p>D MAJOR</p> <p>0 X X</p>	<p>D MINOR</p> <p>0 X X</p>
<p>E MAJOR</p> <p>0 0 0</p>	<p>E MINOR</p> <p>0 0 0</p>	<p>F MAJOR</p> <p>0 X X</p>	<p>F MINOR</p> <p>0 X X</p>
<p>G MAJOR</p> <p>0 0 0</p>	<p>G MINOR</p> <p>0 0 0</p>	<p>LEFTY FRETZ </p> <p>LEFT HANDED GUITAR RESOURCE</p> <p>HUNGRY FOR MORE?</p> <p>Learn Over 300 Extra Left Handed Chords at</p> <p>www.LeftyFretz.com</p>	

<p>A MAJOR</p> <p>0 0 X</p>	<p>A MINOR</p> <p>0 0 X</p>	<p>B MAJOR</p> <p>0 0 X</p>	<p>B MINOR</p> <p>0 0 X</p>
<p>C MAJOR</p> <p>0 0 X</p>	<p>C MINOR</p> <p>X 0 X</p>	<p>D MAJOR</p> <p>0 X X</p>	<p>D MINOR</p> <p>0 X X</p>
<p>E MAJOR</p> <p>0 0 0</p>	<p>E MINOR</p> <p>0 0 0</p>	<p>F MAJOR</p> <p>0 X X</p>	<p>F MINOR</p> <p>0 X X</p>
<p>G MAJOR</p> <p>0 0 0</p>	<p>G MINOR</p> <p>0 0 0</p>	<p>LEFTY FRETZ </p> <p>LEFT HANDED GUITAR RESOURCE</p> <p>HUNGRY FOR MORE?</p> <p>Learn Over 300 Extra Left Handed Chords at</p> <p>www.leftyfretz.com</p>	



More Advanced Chords

Once you've mastered the basic open chords, you can start learning more advanced chords. These chords are a bit more challenging to play, but they sound great and they'll open up new possibilities for your playing.

Some of the most common advanced chords include:

- C minor
- G minor
- D minor
- E major
- A major
- B minor

To play these chords, you'll need to use your fingers to bar across multiple strings. This can be a bit tricky at first, but with practice you'll be able to do it easily.

<p>A MAJOR</p> <p>0 0 X</p>	<p>A MINOR</p> <p>0 0 X</p>	<p>B MAJOR</p> <p>0 0 X</p>	<p>B MINOR</p> <p>0 0 X</p>
<p>C MAJOR</p> <p>0 0 X</p>	<p>C MINOR</p> <p>X 0 X</p>	<p>D MAJOR</p> <p>0 X X</p>	<p>D MINOR</p> <p>0 X X</p>
<p>E MAJOR</p> <p>0 0 0</p>	<p>E MINOR</p> <p>0 0 0</p>	<p>F MAJOR</p> <p>0 X X</p>	<p>F MINOR</p> <p>0 X X</p>
<p>G MAJOR</p> <p>0 0 0</p>	<p>G MINOR</p> <p>0 0 0</p>	<p>LEFTY FRETZ </p> <p>LEFT HANDED GUITAR RESOURCE</p> <p>HUNGRY FOR MORE?</p> <p>Learn Over 300 Extra Left Handed Chords at</p> <p>www.leftyfretz.com</p>	

<p>A MAJOR</p> <p>0 0 X</p>	<p>A MINOR</p> <p>0 0 X</p>	<p>B MAJOR</p> <p>0 0 X</p>	<p>B MINOR</p> <p>0 0 X</p>
<p>C MAJOR</p> <p>0 0 X</p>	<p>C MINOR</p> <p>X 0 X</p>	<p>D MAJOR</p> <p>0 X X</p>	<p>D MINOR</p> <p>0 X X</p>
<p>E MAJOR</p> <p>0 0 0</p>	<p>E MINOR</p> <p>0 0 0</p>	<p>F MAJOR</p> <p>0 X X</p>	<p>F MINOR</p> <p>0 X X</p>
<p>G MAJOR</p> <p>0 0 0</p>	<p>G MINOR</p> <p>0 0 0</p>	<p>LEFTY FRETZ </p> <p>LEFT HANDED GUITAR RESOURCE</p> <p>HUNGRY FOR MORE?</p> <p>Learn Over 300 Extra Left Handed Chords at</p> <p>www.leftyfretz.com</p>	

<p>A MAJOR</p> <p>0 0 X</p>	<p>A MINOR</p> <p>0 0 X</p>	<p>B MAJOR</p> <p>0 0 X</p>	<p>B MINOR</p> <p>0 0 X</p>
<p>C MAJOR</p> <p>0 0 X</p>	<p>C MINOR</p> <p>X 0 X</p>	<p>D MAJOR</p> <p>0 X X</p>	<p>D MINOR</p> <p>0 X X</p>
<p>E MAJOR</p> <p>0 0 0</p>	<p>E MINOR</p> <p>0 0 0</p>	<p>F MAJOR</p> <p>0 X X</p>	<p>F MINOR</p> <p>0 X X</p>
<p>G MAJOR</p> <p>0 0 0</p>	<p>G MINOR</p> <p>0 0 0</p>	<p>LEFTY FRETZ </p> <p>LEFT HANDED GUITAR RESOURCE</p> <p>HUNGRY FOR MORE?</p> <p>Learn Over 300 Extra Left Handed Chords at</p> <p>www.leftyfretz.com</p>	

<p>A MAJOR</p> <p>0 0 X</p>	<p>A MINOR</p> <p>0 0 X</p>	<p>B MAJOR</p> <p>X</p>	<p>B MINOR</p> <p>X</p>
<p>C MAJOR</p> <p>0 X</p>	<p>C MINOR</p> <p>X 0 X</p>	<p>D MAJOR</p> <p>0 X X</p>	<p>D MINOR</p> <p>0 X X</p>
<p>E MAJOR</p> <p>0 0 0</p>	<p>E MINOR</p> <p>0 0 0</p>	<p>F MAJOR</p> <p>X</p>	<p>F MINOR</p> <p>X</p>
<p>G MAJOR</p> <p>0 0 0</p>	<p>G MINOR</p> <p>0 0 0</p>	<p>LEFTY FRETZ </p> <p>LEFT HANDED GUITAR RESOURCE</p> <p>HUNGRY FOR MORE?</p> <p>Learn Over 300 Extra Left Handed Chords at</p> <p>www.LeftyFretz.com</p>	

<p>A MAJOR</p> <p>0 0 X</p>	<p>A MINOR</p> <p>0 0 X</p>	<p>B MAJOR</p> <p>0 0 X</p>	<p>B MINOR</p> <p>0 0 X</p>
<p>C MAJOR</p> <p>0 0 X</p>	<p>C MINOR</p> <p>X 0 X</p>	<p>D MAJOR</p> <p>0 X X</p>	<p>D MINOR</p> <p>0 X X</p>
<p>E MAJOR</p> <p>0 0 0</p>	<p>E MINOR</p> <p>0 0 0</p>	<p>F MAJOR</p> <p>0 X X</p>	<p>F MINOR</p> <p>0 X X</p>
<p>G MAJOR</p> <p>0 0 0</p>	<p>G MINOR</p> <p>0 0 0</p>	<p>LEFTY FRETZ </p> <p>LEFT HANDED GUITAR RESOURCE</p> <p>HUNGRY FOR MORE?</p> <p>Learn Over 300 Extra Left Handed Chords at</p> <p>www.LeftyFretz.com</p>	




Tips for Left-Handed Guitarists

Here are a few tips for left-handed guitarists:

- Use a left-handed guitar.
- Experiment with different ways to hold the guitar and strum the strings until you find a position that feels comfortable.

- Don't be afraid to ask for help from a guitar teacher or experienced guitarist.
- Practice regularly. The more you practice, the better you'll become at playing guitar.
- Have fun! Playing guitar should be enjoyable, so make sure you're having fun while you're practicing.

Learning guitar as a left-handed child can be challenging, but it's definitely possible with the right resources. This comprehensive guide has taught you everything you need to know about guitar chords for left-handed children, from the basics to more advanced techniques. So what are you waiting for? Start practicing today and you'll be playing guitar like a pro in no time!



Left-Handed Children's Guitar Chord Book by William Bay

★ ★ ★ ★ ☆ 4.5 out of 5

Language : English

File size : 4546 KB


Print length: 34 pages

Lending : Enabled

FREE


DOWNLOAD E-BOOK





Bach Dialogue With Modernity: A Journey Through Time and Harmony

Prelude: Bach's Timeless Legacy Johann Sebastian Bach, the Baroque master, crafted music that continues to resonate across centuries. His...



Asher Heroes At Heart Maryann Jordan: The Essential Guide to Inspiring True Leaders

Are you ready to unlock your leadership potential and make a lasting impact on the world? Asher Heroes At Heart by Maryann Jordan is the essential...