


# Using Large Scale Prints, Novelty Fabrics, and Panels With Panache

## Unleash Your Creative Potential

Are you ready to take your sewing projects to the next level? Learn how to incorporate large scale prints, novelty fabrics, and panels into your creations with style and flair.



### Maverick Quilts: Using Large-Scale Prints, Novelty Fabrics & Panels with Panache by Alethea Ballard

★★★★☆ 4 out of 5

Language : English  
File size : 27676 KB  
Text-to-Speech : Enabled  
Screen Reader : Supported  
Enhanced typesetting : Enabled  
Print length : 84 pages  
Lending : Enabled



In this article, we'll explore the exciting world of these unique fabrics and show you how to use them to create stunning garments and home décor. Whether you're a seasoned sewist or just starting out, you'll find inspiration and practical advice to help you achieve professional-looking results.

## Large Scale Prints: A Bold Statement



Large scale prints are a powerful way to make a statement with your wardrobe or home décor. These fabrics feature bold, eye-catching patterns that can instantly transform any project.


When choosing large scale prints, it's important to consider the overall design of your garment or décor. The scale of the print should be proportionate to the size of the item you're making. For example, a large

print would be overwhelming on a small pillowcase, but it could be stunning on a bedspread.

Here are a few tips for using large scale prints:

- Choose a print that complements the overall style of your project.
- Consider the scale of the print in relation to the size of the item you're making.
- Use simple construction techniques to avoid overwhelming the print.
- Add small details, such as piping or trim, to enhance the look of the print.

## **Novelty Fabrics: A Touch of Whimsy**



Novelty fabrics add a touch of whimsy and fun to any sewing project. These fabrics are typically printed with unique and playful designs, such as animals, flowers, or geometric shapes.

Novelty fabrics can be used to create a wide range of items, from children's clothing to home décor. They're also a great way to add a personal touch to your projects.

Here are a few tips for using novelty fabrics:

- Choose a novelty fabric that reflects your personal style.
- Use novelty fabrics sparingly to avoid overpowering your project.
- Combine novelty fabrics with solid fabrics to create a balanced look.
- Add embellishments, such as sequins or buttons, to enhance the look of the novelty fabric.

### **Panels: A Quick and Easy Way to Add Interest**



Panels are a great way to add interest to your sewing projects without having to do a lot of piecing. These fabrics are printed with a complete design, such as a landscape, floral pattern, or animal print.

Panels can be used to create a wide range of garments and home décor items. They're a great way to add a focal point to a quilt or dress. Panels can also be used to create curtains, pillows, and wall hangings.

Here are a few tips for using panels:


- Choose a panel that complements the overall style of your project.
- Use panels sparingly to avoid overwhelming your project.
- Combine panels with solid fabrics to create a balanced look.
- Add embellishments, such as quilting or embroidery, to enhance the look of the panel.

Large scale prints, novelty fabrics, and panels are versatile and exciting fabrics that can add a unique touch to your sewing projects. By following the tips in this article, you can learn to use these fabrics with confidence and create stunning garments and home décor that will impress everyone.

So what are you waiting for? Grab your favorite large scale print, novelty fabric, or panel today and start creating something amazing!

## About the Author

Jane Doe is a passionate sewist and the author of several books on sewing and quilting. She loves experimenting with different fabrics and techniques to create unique and beautiful projects.




## Maverick Quilts: Using Large-Scale Prints, Novelty Fabrics & Panels with Panache by Alethea Ballard

★★★★☆ 4 out of 5

Language : English  
File size : 27676 KB  
Text-to-Speech : Enabled  
Screen Reader : Supported  
Enhanced typesetting : Enabled  
Print length : 84 pages  
Lending : Enabled


FREE

DOWNLOAD E-BOOK



## Bach Dialogue With Modernity: A Journey Through Time and Harmony

Prelude: Bach's Timeless Legacy Johann Sebastian Bach, the Baroque master, crafted music that continues to resonate across centuries. His...



## Asher Heroes At Heart Maryann Jordan: The Essential Guide to Inspiring True Leaders

Are you ready to unlock your leadership potential and make a lasting impact on the world? Asher Heroes At Heart by Maryann Jordan is the essential...